

Sample Project

PLANTS BY AREA

Back Yard

Cedrus atlantica 'Glauca Pendula' | Weeping Blue Atlas Cedar



PLANT TYPE	HEIGHT	LEAF COLOR
Conifer	10-12 ft.	Blue Green, White
SUN	WIDTH	FLOWER COLOR
Full	6-12 ft.	n/a
WATER	ATTRACTS WILDLIFE	FLOWER SEASON
Low	n/a	n/a

This specimen conifer exhibits weeping growth form, slowly reaching 15'-25' tall and wide. Its silver blue, needle-like leaves are 1" long and thin. This tree does best in full sun and needs occasional watering once it's established. It serves as an excellent rock garden subject with its horizontal pendant branching. This conifer tolerates coastal conditions.

Cercis occidentalis | Western Redbud



PLANT TYPE	HEIGHT	LEAF COLOR
Tree	15 ft.	Green, Yellow Green
SUN	WIDTH	FLOWER COLOR
Full, Half	10 ft.	Pink
WATER	ATTRACTS WILDLIFE	FLOWER SEASON
Very Low	Pollinators, Bees, Hummingbirds, Butterflies	Spring

This deciduous shrub or small tree reaches 15' tall and 10' wide. Beautiful magenta flowers appear in spring, before the leaves appear. Foliage is apple green, turning yellow to red in the fall. Seed pods dangle on this tree in winter. Western Redbud prefers full sun but will appreciate afternoon shade in desert areas. It needs well draining soil. It is drought tolerant once...

Heuchera 'Amber Waves' | Amber Waves Heuchera



PLANT TYPE
Perennial
SUN
Half, Shade
WATER
Low, Medium

HEIGHT
1.2 ft.
WIDTH
1.5 ft.
ATTRACTS WILDLIFE
Hummingbirds

LEAF COLOR
Gold
FLOWER COLOR
White
FLOWER SEASON
Spring, Summer

Every revolution starts with a single player, and 'Amber Waves' was the first, warm amber Heuchera in the marketplace. Wonderfully ruffled leaves are brightest in spring. Its compact habit makes it a natural for the front of the border or in the rock garden. A perfect neutral tone to combine with any color! This mounding perennial reaches 14" high and spreads 17". It does best...

Heuchera 'Bella Notte' | Bella Notte Alum Root



PLANT TYPE
Ground cover
SUN
Half, Shade
WATER
Low, Medium

HEIGHT
1.1 ft.
WIDTH
1.4 ft.
ATTRACTS WILDLIFE
Hummingbirds, Butterflies

LEAF COLOR
Purple
FLOWER COLOR
Pink
FLOWER SEASON
Summer, Fall

Very lush, dark foliage with all of 'Obsidian's' great heat tolerant attributes. Great "Femme fatale" flowers that may be better than Heuchera 'Paris'. You be the judge. This one is not to be missed. This mounding perennial quickly reaches 13" high and 15" wide. It does best in full sun or part shade with moderately well drained, organic soil. It prefers average watering and...

Heuchera 'Blondie' | Blondie Coral Bells



PLANT TYPE
Ground cover
SUN
Half, Shade
WATER
Low, Medium

HEIGHT
0.9 ft.
WIDTH
0.8 ft.
ATTRACTS WILDLIFE
Hummingbirds, Butterflies

LEAF COLOR
Brown, Purple
FLOWER COLOR
Yellow
FLOWER SEASON
Spring, Summer, Fall

The caramel colored foliage is so cute with the delightful, ever present flower spikes of mellow, creamy yellow. Just 5" tall, and 8" wide, 'Blondie' is a blooming machine, with up to 20 - 8" flower spikes at a time! This mounding perennial quickly reaches 9" high and 8" wide. It does best in full or part shade or full sun with moderately well drained, organic soil. It prefers...

Hosta 'Coast to Coast' | Coast to Coast Hosta



PLANT TYPE

Perennial

SUN

Half, Shade

WATER

Medium

HEIGHT

3 ft.

WIDTH

3 ft.

ATTRACTS WILDLIFE

n/a

LEAF COLOR

Gold

FLOWER COLOR

Lavender

FLOWER SEASON

Summer, Fall

Adding a new color to the Proven Winners hosta line, 'Coast to Coast'[™] is a giant, solid gold hosta that makes a striking specimen in the shade garden. Its foliage emerges gold in spring and turns lighter gold with a bit more sun exposure in the summer months. As the leaves mature, they become thick and puckered with wavy edges and have nearly white undersides. The upright...

Hosta 'Electrocution' | Electrocution Hosta



PLANT TYPE

Perennial

SUN

Half, Shade

WATER

Medium

HEIGHT

0.75-1.2 ft.

WIDTH

1.5-2 ft.

ATTRACTS WILDLIFE

n/a

LEAF COLOR

Green, Yellow, Variegated

FLOWER COLOR

Lavender

FLOWER SEASON

Summer, Fall

This distinctive medium sized hosta forms an upright mound of tightly rippled, twisted, long and narrow leaves. The slightly shiny, green leaves display yellow margins which lighten to creamy yellow in summer and mature plants have red speckled petioles. Lavender flowers top the clump in midsummer. 'Electrocution'[™] is a good grower and would look sharp in a short, rounded...

Liriodendron tulipifera | Tulip Tree



PLANT TYPE

Tree

SUN

Full

WATER

Medium

HEIGHT

30-90 ft.

WIDTH

40-90 ft.

ATTRACTS WILDLIFE

n/a

LEAF COLOR

Yellow

FLOWER COLOR

Green, Yellow

FLOWER SEASON

Spring

This large, hardy, deciduous tree has a growth habit that is broad and pyramidal in form. Its leaves are 4 lobed, and turn bright yellow in fall. During the late spring, greenish yellow, tulip-like flowers will appear.

Parkinsonia 'Desert Museum' | Desert Museum Palo Verde



PLANT TYPE	HEIGHT	LEAF COLOR
Tree	25 ft.	Green, Light Green
SUN	WIDTH	FLOWER COLOR
Full	25 ft.	Yellow
WATER	ATTRACTS WILDLIFE	FLOWER SEASON
Very Low	n/a	Spring

Striking, generally multi-trunked tree to 25' tall and wide. Three-way cross between *P. aculeata*, *P. microphyllum*, and *P. floridum*. Plants are thornless, and produce abundant clusters of yellow flowers in the spring.

Pinus pinea | Italian Stone Pine



PLANT TYPE	HEIGHT	LEAF COLOR
Conifer	50-80 ft.	Brown, Grey Green
SUN	WIDTH	FLOWER COLOR
Full	40-60 ft.	n/a
WATER	ATTRACTS WILDLIFE	FLOWER SEASON
Low	n/a	n/a

Italian Stone Pine has a moderate growth rate to 40'-80' in height, spreading 20'-40' wide. It eventually forms a broad umbrella with a shaped, flat crown. The needles cluster in 2's, 5"-8" long, and brown to gray green in color. Bark is fissured, reddish brown with orange. Cones appear in spring, starting off green colored and changing to brown. They are shaped like small...

Salvia leucantha | Mexican Sage



PLANT TYPE	HEIGHT	LEAF COLOR
Shrub	3-4 ft.	Grey Green
SUN	WIDTH	FLOWER COLOR
Full, Half	3-4 ft.	Purple
WATER	ATTRACTS WILDLIFE	FLOWER SEASON
Low	Hummingbirds, Butterflies	Summer, Fall

The Mexican Sage is a bushy shrub that grows 3'-4' tall and wide. It has hairy white stems, grey-green leaves and velvet-like purple flower spikes that bloom summer through fall. This shrub tolerates sun, light shade, little water, and is hardy to 15 degrees F. The Mexican Sage attracts hummingbirds. Be careful not to overwater. - Cornflower Farms

Schinus molle | California Pepper



PLANT TYPE	HEIGHT	LEAF COLOR
Tree	25-40 ft.	Light Green
SUN	WIDTH	FLOWER COLOR
Full	15-20 ft.	Pink
WATER	ATTRACTS WILDLIFE	FLOWER SEASON
Very Low	n/a	Spring

The California Pepper is a fast growing evergreen tree that will mature to a height of 25'-40' and as wide. Its bright green leaves are divided into many narrow, 1.5"-2" long leaflets.

Thuja plicata | Western Red Cedar



PLANT TYPE	HEIGHT	LEAF COLOR
Conifer	50-70 ft.	Dark Green
SUN	WIDTH	FLOWER COLOR
Full, Half	25-60 ft.	n/a
WATER	ATTRACTS WILDLIFE	FLOWER SEASON
Medium	n/a	n/a

Green Giant Cedar is a fast growing evergreen tree, reaching 50'100' tall and 25'-60' wide. It's called Green Giant because it can grow 5' per year if in full sun, less if in shade. Leaves are dark green sprays and very dense. This is a great tree in a park or used as a privacy barrier in a large yard. No matter that deer like it; it grows so fast! It needs a moderate amount...

Entry Way

Acacia cognata 'Cousin Itt' | Little River Wattle



PLANT TYPE	HEIGHT	LEAF COLOR
Ground cover	2-3 ft.	Dark Green
SUN	WIDTH	FLOWER COLOR
Full, Half	4-6 ft.	n/a
WATER	ATTRACTS WILDLIFE	FLOWER SEASON
Low	n/a	n/a

This low shiny ground cover has a low mounding form. It does well in both hot inland or coastal settings, needing little water or care once established. It is a great addition to Mediterranean style gardens, excellent for hillside plantings, rock gardens, mass plantings and with dry creek beds. It is small in stature growing less than 2 feet tall and 4 feet wide. It looks...

Acacia redolens 'Low Boy' | Spreading Acacia 'Low Boy'



PLANT TYPE

Shrub

SUN

Full

WATER

Low

HEIGHT

1-2 ft.

WIDTH

8-15 ft.

ATTRACTS WILDLIFE

Pollinators, Bees

LEAF COLOR

Blue Green, Grey Green

FLOWER COLOR

Yellow

FLOWER SEASON

Spring

Native to inland areas of Western Australia, this shrub is used extensively in Southern California and Arizona as a groundcover. A single plant can spread to 12' making it an economical choice. It has thick, gray-green evergreen phyllodes which can be chlorotic with too much water. During spring, small yellow puffballs smell of vanilla. Tolerates alkaline and slightly saline...

Achillea 'Moonshine' | Moonshine Yarrow



PLANT TYPE

Perennial

SUN

Full

WATER

Very Low, Low

HEIGHT

1.5 ft.

WIDTH

2 ft.

ATTRACTS WILDLIFE

n/a

LEAF COLOR

Green, Grey Green

FLOWER COLOR

Yellow

FLOWER SEASON

Spring, Summer

Long, straight stems with pale yellow flowers are striking on the mats of green to gray-green leaves of this plant, which are flatter and less divided than those of the *Achillea millefolium*. This Yarrow propagates easily from rooted cuttings or divisions which should be performed in the early spring or fall. Following bloom, one should dead head the plant and divide the clumps...

Achillea x kellereri | White Daisy Yarrow



PLANT TYPE

Ground cover

SUN

Full, Half

WATER

Low, Extra in Summer

HEIGHT

0.75 ft.

WIDTH

0.75 ft.

ATTRACTS WILDLIFE

Butterflies

LEAF COLOR

Dark Green, Grey Green,

White

FLOWER COLOR

Yellow, White

FLOWER SEASON

Spring, Summer, Fall

The white colored, flat-topped flowers of this plant are visible on the mats it forms, which have a gray green, woolly appearance with leaves that are similar to those of a fern. The yarrow propagate easily from rooted cuttings or division, which should be performed in the early spring or fall. Following bloom, one should dead head the plant and divide the clumps when it appears...

Aeonium haworthii | Pinwheel



PLANT TYPE
Succulent

SUN
Full, Half

WATER
Very Low, Low

HEIGHT
1.5-2 ft.

WIDTH
1.5-2 ft.

ATTRACTS WILDLIFE
n/a

LEAF COLOR
Green, Red, White, Variegated

FLOWER COLOR
White

FLOWER SEASON
Summer

Aeonium haworthii 'Pinwheel *Aeonium*': Rosettes of spring green form one of the more attractive bush-forming plants. Slight red on the margins. Lovely in dish gardens and easy to propagate. Tender soft succulent - will not tolerate frost.

Calamagrostis foliosa | Mendocino Reed Grass



PLANT TYPE
Grass

SUN
Full

WATER
Low

HEIGHT
1-2 ft.

WIDTH
1-2 ft.

ATTRACTS WILDLIFE
n/a


LEAF COLOR
Grey Green

FLOWER COLOR
White

FLOWER SEASON
Spring, Summer

This tufted perennial bunchgrass is native to the Northern California coastal scrub. It forms a beautiful, dense mound of gray-green leaves that reach 2' tall, with showy arching buff colored flower stalks to 3' tall in spring and summer. Reed Grass foliage turn into an attractive purple coloration in the fall and winter. This evergreen should be grown in full sun, with little...

Clematis 'Andromeda' | Andromeda Bicolor Clematis



PLANT TYPE
Vine

SUN
Full, Half

WATER
Medium

HEIGHT
8-10 ft.

WIDTH
3-5 ft.

ATTRACTS WILDLIFE
Pollinators, Bees,
Hummingbirds

LEAF COLOR
Dark Green

FLOWER COLOR
Pink, White, Multi-Colored

FLOWER SEASON
Spring, Summer, Fall

This feminine beauty, named for the daughter of Greek gods, bears large, white flowers with rose pink bars twice during the growing season. Large 5-7", semi-double flowers appear in late spring to early summer followed by a round of single flowers in late summer and early fall. Showy seed heads round out the fall season. This Clematis is relatively fast growing with attractive...

Echeveria 'Afterglow' | Afterglow Echeveria



PLANT TYPE

Succulent

SUN

Full, Half

WATER

Low

HEIGHT

1-1.4 ft.

WIDTH

1-2 ft.

ATTRACTS WILDLIFE

n/a

LEAF COLOR

Pink, Variegated

FLOWER COLOR

Orange, Red

FLOWER SEASON

Summer

This succulent has wide, thick, powdery, pink lavender leaves with pink edges. Foliage comes to a point. The stem can grow 12"-16" wide rosettes, that may reach 12"-24" tall. During the summer, vertical stems arise with red orange flowers. Many people remove the flowers as it may detract from the foliage. This plant does best in full sun to appreciate the colored foliage but...

Echeveria 'Imbricata' | Hens and Chicks



PLANT TYPE

Succulent

SUN

Full, Half

WATER

Very Low, Low

HEIGHT

0.5 ft.

WIDTH

0.7 ft.

ATTRACTS WILDLIFE

n/a

LEAF COLOR

Grey Green

FLOWER COLOR

Orange, Pink, Red

FLOWER SEASON

Spring

This succulent is very small, growing only 2"-3" high and 8" wide. Leaves are flat, gray green and in tightly coiled rosettes. It produces orange, pink, and red blooms during spring and early summer. It can grow in full sun in coastal areas but will appreciate afternoon shade in warm, inland areas. It needs well draining soil and becomes drought tolerant once it's established....

Echeveria agavoides | Carpet Echeveria



PLANT TYPE

Succulent

SUN

Full, Half

WATER

Very Low, Low

HEIGHT

1 ft.

WIDTH

1 ft.

ATTRACTS WILDLIFE

n/a

LEAF COLOR

Light Green, Red, Variegated

FLOWER COLOR

Red, Yellow, Multi-Colored

FLOWER SEASON

Spring, Summer

This attractive succulent has fleshy leaves that form rosettes, with an overall diameter of 12". Foliage is apple green color with a terminal spine and reddish margins. Flower stalks rise up from the center in spring and summer with tiny red and yellow flowers. This plant tolerates full to part sun and needs well draining, dry, well draining, sandy or rocky soil. Beautiful...

Echinacea 'Dixie Blaze' | Dixie Blaze Coneflower



PLANT TYPE
Perennial

SUN
Full

WATER
Low, Medium

HEIGHT
2 ft.

WIDTH
1.8 ft.

ATTRACTS WILDLIFE
Butterflies

LEAF COLOR
Green

FLOWER COLOR
Orange

FLOWER SEASON
Summer

The blazing flame orange petals are set off by golden cones. Very sweet honey and suntan lotion scent. Super habit and foliage down to the ground. Don't be without something blazing in the summer garden. This clumping and upright perennial quickly reaches 25" tall and spreads 20". Average soil, coarse and slightly mineral soils are best. This plant does best in full sun with...

Kniphofia 'Ember Glow' | Ember Glow Hot Poker



PLANT TYPE
Perennial

SUN
Full

WATER
Medium

HEIGHT
1.4 ft.

WIDTH
1.4 ft.

ATTRACTS WILDLIFE
Hummingbirds, Butterflies

LEAF COLOR
Green

FLOWER COLOR
Orange

FLOWER SEASON
Summer, Fall

'Fire Glow Poker' forms numerous spikes of orange flowers the first year and repeat blooming from July through October in mild climates. It has a compact habit with multiple crowns, narrow, grassy leaves, and excellent vigor. It has a short habit, grassy short leaves, and reblooms all summer into fall. Grows and flowers very quickly. This clumping perennial reaches about 3'...

Rosa Flower Carpet Apple Blossom | Apple Blossom Carpet Rose



PLANT TYPE
Ground cover

SUN
Full

WATER
Medium

HEIGHT
2-3 ft.

WIDTH
4-5 ft.

ATTRACTS WILDLIFE
Pollinators, Bees, Butterflies

LEAF COLOR
Green

FLOWER COLOR
Pink

FLOWER SEASON
Spring, Summer, Fall

This attractive, reliable shrub that looks like a groundcover reaches 2'-2.5' tall and 3' wide. Light pink colored flowers cover the plant from spring through fall. Deadheading not necessary except to reshape the shrub in spring. This rose prefers full sun, acidic soil, moist, fertile, well draining soil. It's great for borders, perennial beds, containers. Flowers are not fragrant...

Rosa Flower Carpet Pink Splash | Pink Splash Carpet Rose



PLANT TYPE
Ground cover

SUN
Full

WATER
Medium

HEIGHT
2-3 ft.

WIDTH
4-5 ft.

ATTRACTS WILDLIFE
Pollinators, Bees, Butterflies

LEAF COLOR
Green

FLOWER COLOR
Pink, White

FLOWER SEASON
Spring, Summer, Fall

Flower Carpet® Pink Splash provides masses of bi-color (hot pink and pale pink) blooms covering the bush from April/May through to late October. Flower Carpet® Pink Splash has rich glossy green foliage, on a bush which is more compact than the original Flower Carpet® Pink.

Front Yard

Acer negundo 'Variegatum' | Variegated Box Elder



PLANT TYPE
Tree

SUN
Full, Half

WATER
Medium, High

HEIGHT
40-50 ft.

WIDTH
25-35 ft.

ATTRACTS WILDLIFE
n/a

LEAF COLOR
Green, White, Variegated

FLOWER COLOR
n/a

FLOWER SEASON
n/a

This Acer is deciduous accent tree that assumes a medium size. The foliage produced is green and creamy (variegated) and the seed pods are weeping-looking. Looks good an accent with an oak tree. This tree may be difficult to find; you can substitute with 'Flamingo' cultivated variety.

Achillea 'Moonshine' | Moonshine Yarrow



PLANT TYPE
Perennial

SUN
Full

WATER
Very Low, Low

HEIGHT
1.5 ft.

WIDTH
2 ft.

ATTRACTS WILDLIFE
n/a

LEAF COLOR
Green, Grey Green

FLOWER COLOR
Yellow

FLOWER SEASON
Spring, Summer

Long, straight stems with pale yellow flowers are striking on the mats of green to gray-green leaves of this plant, which are flatter and less divided than those of the *Achillea millefolium*. This Yarrow propagates easily from rooted cuttings or divisions which should be performed in the early spring or fall. Following bloom, one should dead head the plant and divide the clumps...

Achillea x kellereri | White Daisy Yarrow



PLANT TYPE

Ground cover

SUN

Full, Half

WATER

Low, Extra in Summer

HEIGHT

0.75 ft.

WIDTH

0.75 ft.

ATTRACTS WILDLIFE

Butterflies

LEAF COLOR

Dark Green, Grey Green, White

FLOWER COLOR

Yellow, White

FLOWER SEASON

Spring, Summer, Fall

The white colored, flat-topped flowers of this plant are visible on the mats it forms, which have a gray green, woolly appearance with leaves that are similar to those of a fern. The yarrow propagate easily from rooted cuttings or division, which should be performed in the early spring or fall. Following bloom, one should dead head the plant and divide the clumps when it appears...

Arbutus 'Marina' | Marina Strawberry Tree



PLANT TYPE

Tree

SUN

Full

WATER

Low

HEIGHT

20-30 ft.

WIDTH

20-30 ft.

ATTRACTS WILDLIFE

Birds, Pollinators, Bees, Hummingbirds, Butterflies, Wildlife

LEAF COLOR

Dark Green

FLOWER COLOR

Pink

FLOWER SEASON

Summer, Fall

The 'Marina' has gorgeous bark, with leaves that are smaller and not as glossy as Pacific Madrone. Its flowers are pink, borne in pendant clusters in the summer. The fruit is large, red and quite ornamental. The plant should be grown in sun to part shade, with little or no summer watering when established. The 'Marina' prefers good drainage. Other Common Names: Marina Madrone...

Bougainvillea 'Barbara Karst' | Barbara Karst Red Bougainvillea



PLANT TYPE

Shrub

SUN

Full, Half

WATER

Very Low

HEIGHT

20-30 ft.

WIDTH

10-20 ft.

ATTRACTS WILDLIFE

n/a

LEAF COLOR

Dark Green

FLOWER COLOR

Red

FLOWER SEASON

Spring, Summer, Fall

The large amount of flamboyant color on this species creates a wonderful accent in a garden. 'Barbara Karst' is a hardy and reliable vine, blooming bright red from spring through fall, sometimes even in winter in mild climates. It looks best in full sun and is drought tolerant once it's established. The color changes to a dull red if in shade. It tolerates coastal and desert...

Bulbine frutescens 'Hallmark' | Dwarf Orange Bulbine



PLANT TYPE

Grass

SUN

Full, Half

WATER

Low

HEIGHT

1 ft.

WIDTH

1-2 ft.

ATTRACTS WILDLIFE

n/a

LEAF COLOR

Green, Light Green

FLOWER COLOR

Orange

FLOWER SEASON

Winter, Spring, Summer, Fall,
Constant

This bulbine is the compact variation of yellow bulbine. This plant grows to about 1' tall by 1'-2' wide. Orange flowers bloom almost all year long. Plants stay evergreen, but will freeze to the ground in the event of serious frost. However, frost-damaged plants will regrow in spring. Delicate coppery orange flowers with fluffy yellow centers are on tall spikes that rise above...

Cistus x hybridus | White Rockrose



PLANT TYPE

Shrub

SUN

Full

WATER

Very Low

HEIGHT

2-3 ft.

WIDTH

5-6 ft.

ATTRACTS WILDLIFE

n/a

LEAF COLOR

Grey Green

FLOWER COLOR

White

FLOWER SEASON

Spring

This is a small evergreen shrub with 2" long, dark gray green, crinkly leaves. It has pure white flowers with prominent yellow stamens, emerging from red buds in the spring. The shrub has a mounding habit, 2'-3' tall and 5'-6' wide. It does best in full sun with well draining soil. This is a great plant for hot, dry hillsides. It is deer resistant and tolerant of coastal conditions....

Heuchera 'Amber Waves' | Amber Waves Heuchera



PLANT TYPE

Perennial

SUN

Half, Shade

WATER

Low, Medium

HEIGHT

1.2 ft.

WIDTH

1.5 ft.

ATTRACTS WILDLIFE

Hummingbirds

LEAF COLOR

Gold

FLOWER COLOR


White

FLOWER SEASON

Spring, Summer

Every revolution starts with a single player, and 'Amber Waves' was the first, warm amber Heuchera in the marketplace. Wonderfully ruffled leaves are brightest in spring. Its compact habit makes it a natural for the front of the border or in the rock garden. A perfect neutral tone to combine with any color! This mounding perennial reaches 14" high and spreads 17". It does best...

Heuchera 'Bella Notte' | Bella Notte Alum Root



PLANT TYPE
Ground cover

SUN
Half, Shade

WATER
Low, Medium

HEIGHT
1.1 ft.

WIDTH
1.4 ft.

ATTRACTS WILDLIFE
Hummingbirds, Butterflies

LEAF COLOR
Purple

FLOWER COLOR
Pink

FLOWER SEASON
Summer, Fall

Very lush, dark foliage with all of 'Obsidian's' great heat tolerant attributes. Great "Femme fatale" flowers that may be better than Heuchera 'Paris'. You be the judge. This one is not to be missed. This mounding perennial quickly reaches 13" high and 15" wide. It does best in full sun or part shade with moderately well drained, organic soil. It prefers average watering and...

Heuchera 'Black Pearl' | Black Pearl Coral Bells



PLANT TYPE
Perennial

SUN
Half, Shade

WATER
Low, Medium

HEIGHT
0.8 ft.

WIDTH
2.5 ft.

ATTRACTS WILDLIFE
Hummingbirds, Butterflies

LEAF COLOR
Brown

FLOWER COLOR
White

FLOWER SEASON
Spring, Summer

Primo™ 'Black Pearl' Coral Bells is a stunning black foliage plant for both shade and sun! Forms an incredibly dense habit of shiny, jet black leaves with scalloped, ruffled edges and rosy purple undersides. Topped with white flowers with pink calyxes. It will grow in sun or shade, needing average water. Foliage reaches about 10" and spreads 30". It does best in acidic, fertile,...

Lantana montevidensis | Trailing Lantana



PLANT TYPE
Ground cover

SUN
Full, Half

WATER
Low

HEIGHT
2 ft.

WIDTH
6 ft.

ATTRACTS WILDLIFE
Butterflies

LEAF COLOR
Green, Dark Green


FLOWER COLOR
Purple

FLOWER SEASON
Spring, Summer, Fall, Constant

Lavender flowers accent the trailing growth habit of this Lantana. It is excellent for spilling over walls or down banks. Eventually, it will reach about 2' tall by 6' wide; size is controlled by pruning and severity of winter. It does best in full sun and is drought tolerant. It grows rapidly, even in heat, smog and poor soil. It is cold hardy to 25 degrees F, but recovers...

Side Patio

Echinacea 'Flame Thrower' | Flame Thrower Coneflower



PLANT TYPE	HEIGHT	LEAF COLOR
Perennial	3.2 ft.	Green
SUN	WIDTH	FLOWER COLOR
Full	1-2 ft.	Orange, Yellow, Multi-Colored
WATER	ATTRACTS WILDLIFE	FLOWER SEASON
Low, Medium	Hummingbirds, Butterflies	Summer

This reliable rebloomer has 3 ½", two-toned orange and yellow flowers that are hot, hot, hot! Add to this, a well-branched habit and you've got a great choice for the middle of the border or along a fence line. Here's a fragrant choice that is easy to grow and blooms all summer. One of the earliest of the coneflowers to bloom for us in Oregon. This mounding perennial quickly...

Echinacea 'Hope' | Hope Coneflower



PLANT TYPE	HEIGHT	LEAF COLOR
Perennial	2.5 ft.	Green
SUN	WIDTH	FLOWER COLOR
Full	2 ft.	Pink, Red, Multi-Colored
WATER	ATTRACTS WILDLIFE	FLOWER SEASON
Low, Medium	Hummingbirds, Butterflies	Summer

Calm, fragrant, soft pink flowers of great size, fragrance, and substance adorn this long blooming perennial. The highest rated Pink in the Mt. Cuba Center trials from 2007 to 2009. TERRA NOVA® Nurseries makes a donation of \$.25 for each plant sold, to the Oregon & SW Washington affiliate of the Susan G. Komen for the Cure to help further the search for a cure for breast...

Festuca glauca | Blue Fescue, Blue Fescue Grass



PLANT TYPE	HEIGHT	LEAF COLOR
Grass	1 ft.	Blue Green
SUN	WIDTH	FLOWER COLOR
Full, Half	1 ft.	Gold
WATER	ATTRACTS WILDLIFE	FLOWER SEASON
Very Low	n/a	Summer

This ground cover/grass will grow less than 1' tall and has small, blue-green, evergreen leaves that are very thin and hair-like. Flowers appear in the summer but are insignificant. This dependable but short-lived ground cover prefers full sun in coastal areas and afternoon shade in warm inland areas. It needs well draining soil and is drought tolerant once it's established....

Helictotrichon sempervirens | Blue Oat Grass



PLANT TYPE

Grass

SUN

Full, Half

WATER

Low

HEIGHT

2 ft.

WIDTH

3 ft.

ATTRACTS WILDLIFE

n/a

LEAF COLOR

Blue Green, Grey Green

FLOWER COLOR

White

FLOWER SEASON

Summer

The Blue Oat Grass is an evergreen, blue clumping grass that grows 2' tall and 3' wide. Foliage is thin blue gray, wiry leaves that radiate from center of plant. Its showy tan flowers are on spikes 1'-2' above the foliage (flowers more common in cooler winter areas). This plant looks good alone as well as in mass plantings. It does well in full sun or light shade. Established...

Hesperaloe parviflora | Red Yucca



PLANT TYPE

Succulent

SUN

Full

WATER

Very Low, Extra in Summer

HEIGHT

3-4 ft.

WIDTH

3-4 ft.

ATTRACTS WILDLIFE

Hummingbirds

LEAF COLOR

Blue Green, White

FLOWER COLOR

Pink, Red

FLOWER SEASON

Summer

This spectacular succulent grows to 3'-4' tall and wide. Blue green leaves are strap-like, leathery, long, with white fraying fibers on the edges. During the summer, dark pink flowers are seen on red flower arching stalks. Hummingbirds love these flowers. This evergreen plant is drought tolerant once it's established but will appreciate extra water during the summer to promote...

Heuchera 'Black Pearl' | Black Pearl Coral Bells



PLANT TYPE

Perennial

SUN

Half, Shade

WATER

Low, Medium

HEIGHT

0.8 ft.

WIDTH

2.5 ft.

ATTRACTS WILDLIFE

Hummingbirds, Butterflies

LEAF COLOR

Brown

FLOWER COLOR

White

FLOWER SEASON

Spring, Summer

Primo™ 'Black Pearl' Coral Bells is a stunning black foliage plant for both shade and sun! Forms an incredibly dense habit of shiny, jet black leaves with scalloped, ruffled edges and rosy purple undersides. Topped with white flowers with pink calyxes. It will grow in sun or shade, needing average water. Foliage reaches about 10" and spreads 30". It does best in acidic, fertile,...

Iris Pacific Coast Hybrid 'Canyon Snow' | Iris 'Canyon Snow'



PLANT TYPE

Perennial

SUN

Half, Shade

WATER

Medium

HEIGHT

1-2 ft.

WIDTH

2-3 ft.

ATTRACTS WILDLIFE

n/a

LEAF COLOR

Green, Dark Green

FLOWER COLOR

White

FLOWER SEASON

Spring

Iris 'Canyon Snow' is a beautiful, white flower with a yellow throat. It is one of the best performing of the Irises. It tolerates regular garden conditions and does not struggle through the summer. It is not a fussy plant, as there is little to no maintenance, once established. Like most Irises, the bloom period is fairly short. It looks best in mass plantings. It prefers partial...

Kniphofia 'Dwarf Yellow' | Dwarf Yellow Kniphofia



PLANT TYPE

Perennial

SUN

Full, Half

WATER

Low, Medium, Extra in
Summer

HEIGHT

1.5 ft.

WIDTH

1 ft.

ATTRACTS WILDLIFE

n/a

LEAF COLOR

Green

FLOWER COLOR

Yellow

FLOWER SEASON

n/a

Red Hot Poker is 18" x 12" in size. Small clumps of narrow, grassy leaves show a profuse display of yellow spikes in early summer. Moderate summer moisture in rich loam and full sun suit this well-established. This is the short version of a taller parent plant.